

REPORT OF INCOME
For the Quarter Ending December 31, 2013
(In Pesos)

Department : Department of Public Works and Highways
Agency / OU : Nationwide
Fund : 101

BAR No. 4

CLASSIFICATION / SOURCES OF INCOME	UACS CODE	TARGETS		ACTUAL INCOME COLLECTIONS FOR THE QUARTER				CUMULATIVE INCOME COLLECTIONS TO DATE	CUMULATIVE INCOME DEPOSITED WITH BTR	VARIANCE	REMARKS
		FOR THE QUARTER	CUMULATIVE TO DATE	FIRST MONTH	SECOND MONTH	THIRD MONTH	TOTAL				
(1)	(2)	(3)	(4)	(5)	(6)	(7)	(8)=(5)+(6)+(7)	(9)	(10)	(11)=(4)-(9)	(12)
Seminar Fee	4020204000	993,010.20	5,885,513.13	208,800.00	175,500.00	588,850.00	973,150.00	5,826,658.00	1,569,134.40	58,855.13	Refundable
Performance / Bidders Bond	4020199099	2,730,692.80	11,023,961.63	25,802.94	39,095.00	2,611,181.00	2,676,078.94	10,913,722.01	8,202,805.94	110,239.62	
Fines & Penalties	4020114000	99,175.93	279,402.43	31,243.57	22,563.80	43,385.04	97,192.41	276,608.41	125,999.79	2,794.02	
Interest Income	4020221000	348,212.86	931,140.00	195,688.73	8,078.13	137,481.74	341,248.60	921,828.60	752,779.59	9,311.40	
Donations	4040201000	-	15,000,000.00	-	-	-	-	15,000,000.00	15,000,000.00	-	Cash Donation amounting to ₱ 15,000,000 was for the Road Realignment per Approved MOA between DPWH as Represented by USEC Romeo S. Momo and MTV Realty Corporation of MTV REALTY CORP.
Other Services Income											
Mat. Quality & Standard Testing Fee	4020199099	39,729,908.15	153,332,479.79	12,687,131.12	11,860,114.19	14,388,064.68	38,935,309.99	151,799,154.99	145,077,869.86	1,533,324.80	
Miscellaneous Income											
Tender/Bid / Eligibility Documents		349,652,947.41	820,751,493.39	52,850,043.05	143,396,329.49	146,413,515.92	342,659,888.46	812,543,978.46	511,819,028.10	8,207,514.93	
Lodging Fee		2,192,015.40	4,668,374.84	1,576,975.09	221,750.00	349,450.00	2,148,175.09	4,621,691.09	3,261,750.00	16,642.76	
Permit Fee		406,981.67	964,646.51	169,296.62	100,147.11	42,399.41	398,842.04	955,000.04	847,341.19	9,646.47	
Excavation Fee		560,022.31	18,321,869.56	118,909.19	213,519.53	216,393.14	548,821.86	18,138,650.86	17,670,844.16	183,218.70	
Supervision Fee		936,822.71	3,041,778.32	233,591.73	417,473.06	267,021.47	918,086.26	3,011,360.54	2,914,048.35	30,417.78	
Incentive Fee		-	1,997,580.09	-	-	-	-	1,977,604.29	1,956,711.52	19,975.80	
Toll Fee		7,972,474.49	29,933,904.04	2,522,160.00	2,535,470.00	2,755,395.00	7,813,025.00	29,634,565.00	-	299,339.04	
Rent Income		253,560.66	1,495,236.26	21,502.00	190,360.45	36,627.00	248,489.45	1,480,283.90	570,087.05	14,952.36	
Sale of Scrap / Waste Materials		96,083.01	7,056,729.75	74,753.60	6,338.00	13,069.75	94,161.35	6,986,162.45	6,034,355.16	70,567.30	
Manuals / Journals Publication		516,071.43	541,624.24	12,600.00	211,600.00	281,550.00	505,750.00	536,208.00	536,208.00	5,416.24	
Liquidated Damages	4020199099	763,596.63	2,363,130.00	319,385.00	120,627.45	308,312.25	748,324.70	2,339,498.70	2,399,029.21	23,631.30	
Concession Fee		-	11,000,000,000.00	-	-	-	-	11,000,000,000.00	11,000,000,000.00	-	Up-Front Lump sum payment amounting to ₱11,000,000,000 for Expressway Project of VERTEX TOOLWAYS DEVELOPMENT INC., as per RCD No. 13-06- 098 dtd 6/6/2013.
Insurance Income		-	135,096.15	-	-	-	-	133,745.19	133,745.19	1,350.96	

REPORT OF INCOME
For the Quarter Ending December, 2013
(In Pesos)

Department : Department of Public Works and Highways
Agency / OU : Nationwide
Fund : 102

BAR No. 4

CLASSIFICATION / SOURCES OF INCOME	UACS CODE	TARGETS		ACTUAL INCOME COLLECTIONS FOR THE QUARTER				CUMULATIVE INCOME COLLECTIONS TO DATE	CUMULATIVE INCOME DEPOSITED WITH BTR	VARIANCE	REMARKS
		FOR THE QUARTER	CUMULATIVE TO DATE	FIRST MONTH	SECOND MONTH	THIRD MONTH	TOTAL				
1	(2)	(3)	(4)	(5)	(6)	(7)	(8)=(5)+(6)+(7)	(9)	(10)	(11)=(4)-(9)	(12)
Other Receipts											
Various Refund	4020199099	22,416.37	218,705.09	7,196.56	11,483.48	3,288.00	21,968.04	216,518.04	169,790.05	2,187.05	Project Implementation
Refund from Transfer of Fund		-	28,847.53	-	-	-	-	28,559.05	167,891.47	288.48	
Collection from Other Agency		10,204,081.63	60,606,060.61	-	10,000,000.00	-	10,000,000.00	60,000,000.00	773,663.61	606,060.61	
Total Other Receipts		10,226,498.00	60,853,613.22	7,196.56	10,011,483.48	3,288.00	10,021,968.04	60,245,077.09	1,111,345.13	608,536.13	
Grand Total		10,226,498.00	60,853,613.22	7,196.56	10,011,483.48	3,288.00	10,021,968.04	60,245,077.09	1,111,345.13	608,536.13	

Prepared by :


MARY ANTOINETTE Z. PUNO
Caretaker, Accounting Division, FMS

Approved by:


ARISTEO O. REYES
Director III, FMS

QUARTERLY REPORT OF INCOME
For the Quarter Ending December 31, 2013
(In Pesos)

BAR No. 4


Department : Department of Public Works & Highways
Agency / OU : Nationwide
Fund : 151

CLASSIFICATION / SOURCES OF INCOME	UACS CODE	TARGETS		ACTUAL INCOME COLLECTIONS FOR THE QUARTER				CUMULATIVE INCOME COLLECTIONS TO DATE	CUMULATIVE INCOME DEPOSITED WITH BTR	VARIANCE	REMARKS
		FOR THE QUARTER	CUMULATIVE TO DATE	FIRST MONTH	SECOND MONTH	THIRD MONTH	TOTAL				
(1)	(2)	(3)	(4)	(5)	(6)	(7)	(8)=(5)+(6)+(7)	(9)	(10)	(11)=(4)-(9)	(12)
Other Receipts											
Refund from Unutilized Fund Transfer	4020199099	2,016.33	2,231.57	1,976.00	-	-	1,976.00	2,209.25	2,209.25	22.32	
Total Other Receipts		2,016.33	2,231.57	1,976.00	-	-	1,976.00	2,209.25	2,209.25	22.32	
Grand Total		2,016.33	2,231.57	1,976.00	-	-	1,976.00	2,209.25	2,209.25	22.32	

Prepared by :


MARY ANTOINETTE Z. PUNO
Caretaker, Accounting Division

Approved by:


ARISTEO O. REYES
Director III, FMS

QUARTERLY REPORT OF INCOME
For the Quarter Ending December 31, 2013
(In Pesos)

BAR No. 4


Department : Department of Public Works & Highways
Agency / OU : Nationwide
Fund : 152

CLASSIFICATION / SOURCES OF INCOME	UACS CODE	TARGETS		ACTUAL INCOME COLLECTIONS FOR THE QUARTER				CUMULATIVE INCOME COLLECTIONS TO DATE	CUMULATIVE INCOME DEPOSITED WITH BTR	VARIANCE	REMARKS
		FOR THE QUARTER	CUMULATIVE TO DATE	FIRST MONTH	SECOND MONTH	THIRD MONTH	TOTAL				
(1)	(2)	(3)	(4)	(5)	(6)	(7)	(8)=(5)+(6)+(7)	(9)	(10)	(11)=(4)-(9)	(12)
Other Receipts											
Return from Unutilized Fund Transfer	4020100000	729,444.92	888,390.93	10,197.89	29,706.56	674,951.57	714,856.02	879,507.02	950,243.83	8,883.91	
Total Other Receipts		729,444.92	888,390.93	10,197.89	29,706.56	674,951.57	714,856.02	879,507.02	950,243.83	8,883.91	
Grand Total		729,444.92	888,390.93	10,197.89	29,706.56	674,951.57	714,856.02	879,507.02	950,243.83	8,883.91	

Prepared by :


MARY ANTOINETTE Z. PUNO
Caretaker, Accounting Division

Approved by:


ARISTEO O. REYES
Director III, FMS

QUARTERLY REPORT OF INCOME
For the Quarter Ending December 31, 2013
(In Pesos)

Department : Department of Public Works & Highways
Agency / OU : Nationwide
Fund : 158

BAR No. 4

CLASSIFICATION / SOURCES OF INCOME	UACS CODE	TARGETS		ACTUAL INCOME COLLECTIONS FOR THE QUARTER				CUMULATIVE INCOME COLLECTIONS TO DATE	CUMULATIVE INCOME DEPOSITED WITH BTR	VARIANCE	REMARKS
		FOR THE QUARTER	CUMULATIVE TO DATE	FIRST MONTH	SECOND MONTH	THIRD MONTH	TOTAL				
(1)	(2)	(3)	(4)	(5)	(6)	(7)	(8)=(5)+(6)+(7)	(9)	(10)	(11)=(4)-(9)	(12)
Other Receipts											
Various Refund	4020199099	-	731.31	-	-	-	-	724.00	724.00	7.31	
Total Other Receipts		-	731.31	-	-	-	-	724.00	724.00	7.31	
Grand Total		-	731.31	-	-	-	-	724.00	724.00	7.31	

Prepared by :


MARY ANTOINETTE Z. PUNO
Caretaker, Accounting Division

Approved by:


ARISTEO O. REYES
Director III, FMS

REPORT OF INCOME
For the Quarter Ending December 31, 2013
(In Pesos)

Department : Department of Public Works and Highways
Agency / OU : Nationwide
Fund : 101


BAR No. 4

CLASSIFICATION / SOURCES OF INCOME	UACS CODE	TARGETS		ACTUAL INCOME COLLECTIONS FOR THE QUARTER				CUMULATIVE INCOME COLLECTIONS TO DATE	CUMULATIVE INCOME DEPOSITED WITH BTR	VARIANCE	REMARKS
		FOR THE QUARTER	CUMULATIVE TO DATE	FIRST MONTH	SECOND MONTH	THIRD MONTH	TOTAL				
(1)	(2)	(3)	(4)	(5)	(6)	(7)	(8)=(5)+(6)+(7)	(9)	(10)	(11)=(4)-(9)	(12)
Protest Fee		-	2,372,379.00	-	-	-	-	2,372,379.00	2,330,100.00	-	
Collection of Disallowances		22,554.13	27,797.34	678.68	10,233.37	11,191.00	22,103.05	27,519.37	27,519.37	277.97	
Total Miscellaneous Income		363,373,129.86	11,893,671,639.50	57,898,893.86	147,511,848.46	150,694,924.94	356,105,667.26	11,884,758,646.89	11,550,500,767.30	8,912,992.60	
Other Receipts											
Various Refund		1,797,159.44	21,704,336.62	632,331.56	429,823.70	699,060.99	1,761,216.25	21,487,293.25	21,242,767.54	217,043.37	
Refund from Unutilized Fund Transfer	4020199099	6,733,153.94	11,777,578.65	-	-	6,608,400.86	6,608,400.86	11,854,852.88	9,049,032.93	111,125.19	
Collection from Other Agency		242,269,171.43	5,083,128,581.86	-	24,475,000.00	212,948,788.00	237,423,788.00	5,082,620,269.00	5,078,111,480.00	508,312.86	
Total Other Receipts		250,799,484.81	5,116,605,497.12	632,331.56	24,904,823.70	220,246,339.85	245,783,495.11	5,115,762,415.11	5,108,984,100.47	843,082.01	Project Implementation
Grand Total		658,073,614.60	17,196,729,633.60	71,679,891.78	184,522,023.28	388,710,227.25	644,912,142.31	17,185,259,034.01	16,830,213,457.35	11,470,599.59	

Prepared by :


MARY ANTOINETTE Z. PUNO
Caretaker, Accounting Division, FMS

Approved by:


ARISTEO O. REYES
Director III, FMS

REPORT OF INCOME

For the Quarter Ending September 30, 2013

(In Pesos)

Department : Department of Public Works & Highways
 Agency / OU : Nationwide
 Fund : 101

BAR No. 3

CLASSIFICATION / SOURCES OF INCOME 1	ACTUAL INCOME COLLECTIONS FOR THE QUARTER				CUMULATIVE INCOME COLLECTIONS TO DATE 6	CUMULATIVE INCOME DEPOSITED WITH BTR 7	REMARKS 8
	FIRST MONTH 2	SECOND MONTH 3	THIRD MONTH 4	TOTAL 5=2+3+4			
Seminar Fee	790,375	300,350	510,484	1,601,209	4,853,508	1,456,158	Refundable
Performance / Bidders Bond	7,534,408	166,702	57,931	7,759,041	8,409,276	218,303	
Fines & Penalties	4,346	4,248	21,046	29,640	179,416	179,416	
Interest Income	77,583	11,596	35,502	124,681	580,580	312,298	
Other Services Income							
Mat.Quality & Standard Testing Fee	10,672,120	10,318,392	10,072,390	31,062,902	112,863,845	112,654,434	
Miscellaneous Income							
Bid / Eligibility Documents	27,569,104	32,737,081	29,763,660	90,069,845	469,884,090	176,869,056	
Lodging Fee	235,850	188,400	227,116	651,366	2,473,516	0	
Permit Fee	64,478	38,029	96,235	198,742	556,158	219,163	
Excavation fee	7,575,480	59,346	20,190	7,655,016	17,216,406	17,201,612	
Supervision Fee	545,831	78,506	114,914	739,251	1,993,308	1,958,157	
Incentive Fee	201,370	0	9,761	211,131	1,090,584	1,090,584	
Toll Fee	2,456,740	1,891,125	1,768,685	6,116,550	21,821,540	0	
Rent Income	8,170	42,073	112,122	162,365	441,637	350,018	
Equipment Rental	24,235	77,532	17,160	118,927	467,012	466,502	
Sale of Scrap / Waste Materials	154,206	187,600	180,389	522,195	1,751,092	1,751,092	
Manuals / Journals Publication		6,800	5,390	12,190	30,458	26,660	
Liquidated Damages	103,519	8,888	23,555	135,962	1,591,174	1,591,174	
Concession Fee	0	0	0	0	11,000,000,000	11,000,000,000	
Soil Exploration	0	0	90,553	90,553	373,423	0	
Insurance Income	0	0	0	0	130,079	130,079	
Protest Fee	2,372,379	0	0	2,372,379	2,372,379	2,372,379	
Total Miscellaneous Income	41,311,362	35,315,380	32,429,730	109,056,472	11,522,192,856	11,204,026,476	

Other Receipts

Various Refund	2,931,865	2,050,255	1,734,154	6,716,274	19,726,077	17,757,411	
Refund from Unutilized Fund Transfer	0	122,529	0	122,529	5,056,362	4,933,833	
Collection from Other Agency	9,869,252	2,004,500,000	2,400,000	2,016,769,252	4,845,196,481	4,845,196,481	Project Implementation
Donations	0	0	0	0	15,000,000	15,000,000	
Total Other Receipts	12,801,117	2,006,672,784	4,134,154	2,023,608,055	4,884,978,920	4,882,887,725	
Grand Total	73,191,311	2,052,789,452	47,261,237	2,173,242,000	16,534,058,401	16,201,734,810	

Prepared by :

Approved :

CIPRIANO M. PUMANES
Department Chief Accountant

ARISTEO O. REYES
Director III, CFMS

REPORT OF INCOME

For the Quarter Ending June 30, 2013

(In Pesos)

Department : Department of Public Works & Highways
Agency / OU : Nationwide
Fund : 152

BAR No. 3

CLASSIFICATION / SOURCES OF INCOME 1	ACTUAL INCOME COLLECTIONS FOR THE QUARTER				CUMULATIVE INCOME COLLECTIONS TO DATE 6	CUMULATIVE INCOME DEPOSITED WITH BTR 7	REMARKS 8
	FIRST MONTH 2	SECOND MONTH 3	THIRD MONTH 4	TOTAL 5=2+3+4			

Other Receipts

Unutilized Fund Transfer	80	0	79,897	79,977	164,651	164,650
--------------------------	----	---	--------	--------	---------	---------

Total	<u>80</u>	<u>0</u>	<u>79,897</u>	<u>79,977</u>	<u>164,651</u>	<u>164,650</u>
--------------	-----------	----------	---------------	---------------	----------------	----------------

Prepared by :

Approved :

CIPRIANO M. PUMANES
Department Chief Accountant

ARISTEO O. REYES
Director III, CFMS

REPORT OF INCOME

For the Quarter Ending June 30, 2013

(In Pesos)

Department : Department of Public Works & Highways
Agency / OU : Nationwide
Fund : 158-CARP

BAR No. 3

CLASSIFICATION / SOURCES OF INCOME 1	ACTUAL INCOME COLLECTIONS FOR THE QUARTER				CUMULATIVE INCOME COLLECTIONS TO DATE 6	CUMULATIVE INCOME DEPOSITED WITH BTR 7	REMARKS 8
	FIRST MONTH	SECOND MONTH	THIRD MONTH	TOTAL			
	2	3	4	5=2+3+4			

Other Receipts

Various Refund	0	0	724	724	724	724	
Total	<u>0</u>	<u>0</u>	<u>724</u>	<u>724</u>	<u>724</u>	<u>724</u>	

Prepared by :

Approved :

CIPRIANO M. PUMANES
Department Chief Accountant

ARISTEO O. REYES
Director III, CFMS

REPORT OF INCOME
For The Quarter Ending March, 2013
(In Pesos)

BAR No. 3
Department : Department of Public Works & Highways
Agency / OU : Nationwide
Fund : 101

CLASSIFICATION / SOURCES OF INCOME 1	ACTUAL INCOME COLLECTIONS FOR THIS QUARTER				CUMULATIVE INCOME COLLECTIONS TO DATE 6	CUMULATIVE INCOME DEPOSITED WITH BTR 7	REMARKS 8
	FIRST MONTH 2	SECOND MONTH 3	THIRD MONTH 4	TOTAL 5=2+3+4			
Seminar Fee	662,678	546,798	263,839	1,473,315	1,473,315	333,215	
Performance Bond	541,554	6,000	0	547,554	547,554	21,133	Refundable
Fines & Penalties	31	1,367	7,025	8,423	8,423	8,423	
Interest Income	15,193	81,773	160,519	257,484	257,484	105,509	
Other Services Income							
Material Testing Fee	16,032,526	10,570,065	9,918,778	36,521,370	36,521,370	26,567,031	
Miscellaneous Income							
Bid document	81,643,781	69,081,144	143,807,923	294,532,848	294,532,848	92,057,109	
Lodging Fee	282,550	298,100	352,500	933,150	933,150	8,550	
Permit Fee	56,789	102,710	37,818	197,317	159,567	40,755	
Processing Fee	1,200	0	9,250	10,450	48,200	48,200	
Excavation Fee	5,292,034	9,834	4,078,663	9,380,530	9,380,530	13,747	
Clearance Fee	100	250	150	500	500	500	
Supervision Fee	186,826	286,805	227,543	701,174	701,174	651,610	
Certification Fee	1,200	4,325	2,700	8,225	8,225	6,725	
Incentive Fee	2,194	0	0	2,194	2,194	2,194	
Toll Fee	2,673,810	2,291,790	2,192,965	7,158,565	7,158,565	0	
Rent Income	0	40,984	72,048	113,032	113,032	113,032	
Interest Income	15,193	81,773	160,519	257,484	257,484	105,509	
Sale of Scrap / Waste Materials	0	18,947	2,600	21,547	21,547	21,535	
Canteen's Rental (electric/water)	7,500	30,291	7,788	45,579	45,579	42,791	
Rental of Cellsite	22,037	0	4,368	26,405	26,405	26,406	
Manuals / Journals Publication	9,000	3,150	3,400	15,550	15,550	13,850	
Payment of Telephone	25	0	0	25	25	25	
Liquidated Damages	115,049	171,453	302,734	589,236	589,236	568,935	
Total Miscellaneous Income	90,309,288	72,421,556	151,262,967	313,993,811	313,993,811	93,721,473	

REPORT OF INCOME
For The Quarter Ending March, 2013
(In Pesos)

BAR No. 3

Department : Department of Public Works & Highways
Agency / OU : Nationwide
Fund : 101

CLASSIFICATION / SOURCES OF INCOME 1	ACTUAL INCOME COLLECTIONS FOR THIS QUARTER				CUMULATIVE INCOME COLLECTIONS TO DATE 6	CUMULATIVE INCOME DEPOSITED WITH BTR 7	REMARKS 8
	FIRST MONTH 2	SECOND MONTH 3	THIRD MONTH 4	TOTAL 5=2+3+4			
Other Receipts							
Various Refund	4,198,120	664,919	937,599	5,800,638	5,800,638	5,488,185	
Refund from Unutilized Fund Transfer	4,509,092	0	144,484	4,653,576	4,653,576	4,653,056	
Collection from Other Agency	1,777,226,000	21,865,000	53,500,000	1,852,591,000	1,852,591,000	1,852,526,000	Project Implementation
Donations	15,000,000	0	0	15,000,000	15,000,000	15,000,000	
Total Other Receipts	1,800,933,212	22,529,919	54,582,083	1,878,045,214	1,878,045,214	1,877,667,241	
Grand Total	1,908,494,482	106,157,478	216,195,210	2,230,847,170	2,230,847,170	1,998,424,024	


Prepared by :


TERESITA S. DE VERA

Department Chief Accountant

Approved :


ARISTEO O. REYES

 Director III, CFMS